



CMTENDER

FULL MODEL LINE BROCHURE



CONTENDER

At Contender, we have over 40 years of experience building the world's finest semi-custom sportfishing boats. Boats that are carefully engineered and meticulously handcrafted – not because it is the easy way, but because we have a reputation to uphold. A reputation for building boats that outperform and outlast. A reputation that drives us to push the envelope even further, every day. Being a semi-custom builder allows us to craft boats that excel in tournament fishing, family outings, commercial work, and everything in between. It allows us to work behind the scenes to ensure each boat delivers the ultimate performance, strength, durability, and comfort you expect from a Contender. We have 40 years of experience to prove that, and we're just getting started.



CONTENDER

| | |
|------------------------------|---------|
| UNRIVALED PERFORMANCE | PAGE 4 |
| COLOR OPTIONS | PAGE 6 |
| BUILT TO ORDER | PAGE 8 |
| ADDITIONAL OPTIONS | PAGE 10 |
| 23BAY | PAGE 12 |
| 26BAY | PAGE 14 |
| 29BAY | PAGE 16 |
| 24S | PAGE 18 |
| 25T | PAGE 20 |
| 28T | PAGE 22 |
| 30ST | PAGE 24 |
| 32ST | PAGE 26 |
| 35ST | PAGE 28 |
| 39ST | PAGE 30 |
| 39FA | PAGE 32 |
| 44ST | PAGE 34 |
| 44FA | PAGE 36 |



An aerial photograph of a white Contender boat on a body of green water. The boat is positioned diagonally, with its bow pointing towards the bottom right. It has a black outboard motor at the stern and a small orange bag on the deck. The water is a vibrant green, and the boat's wake is visible.

UNRIVALED PERFORMANCE DESIGNED FOR FISHING AND MORE

Speed. Fishability. Utility. The ability to customize each boat to the preferences of the owner – all while maintaining simple, clean, and balanced performance that will get you in the fish, and safely back home. To us, that defines the highest performance of a fishing machine.

UNMATCHED EFFICIENCY

When you own a contender, you don't just have a highly performing fishing machine, you also have one of the most efficient, best-running boats on the market. Our lightweight, streamlined design offers unmatched fuel efficiency in the center console market.

BUILT WITH A CRAFTSMAN'S SPIRIT

Just like no two fishermen are alike, the same is true for each Contender. With hundreds of options to create the perfect custom-to-your-preference fishing machine, each boat is designed, built, and delivered with a craftsman's spirit. This means attention to detail, high levels of quality control, and exceeding the expectations of our owners – and ourselves – in every boat we build. No matter the reason for getting out there, we know our fanatical approach to boat-building means better experiences on the water.



COLORS

Contender uses premium marine resins and gelcoats to ensure reduced elongation and flex fatigue over time. These materials provide toughness and durability while maintaining a beautiful finish.

| | | | |
|---------------|------------------|---------------|----------------------|
| ICE BLUE | | ARISTO BLUE | |
| MARLIN BLUE | SKY BLUE | ETHEREAL BLUE | |
| WHITE | MATTERHORN WHITE | WHISPER GRAY | HAZE GRAY |
| KINGSTON GRAY | | DARK GRAY | |
| VESTAL WHITE | AQUA MIST | SEAFOAM GREEN | FIGHTING LADY YELLOW |





CONSOLE OPTIONS



FISHING ACCESSORIES



HELM STATION

Each Contender is custom-made and crafted with multiple options to accommodate your boating and fishing needs. Those options include your engine power, t-top size and style, tower style, helm station layout, console series, leaning post, electronics package, seating, and fishing options.



ENGINE POWER



LEANING POSTS



CUSTOM TOPS



COFFIN BOXES AND LOUNGES

BUILT TO ORDER OPTIONS



ADDITIONAL OPTIONS

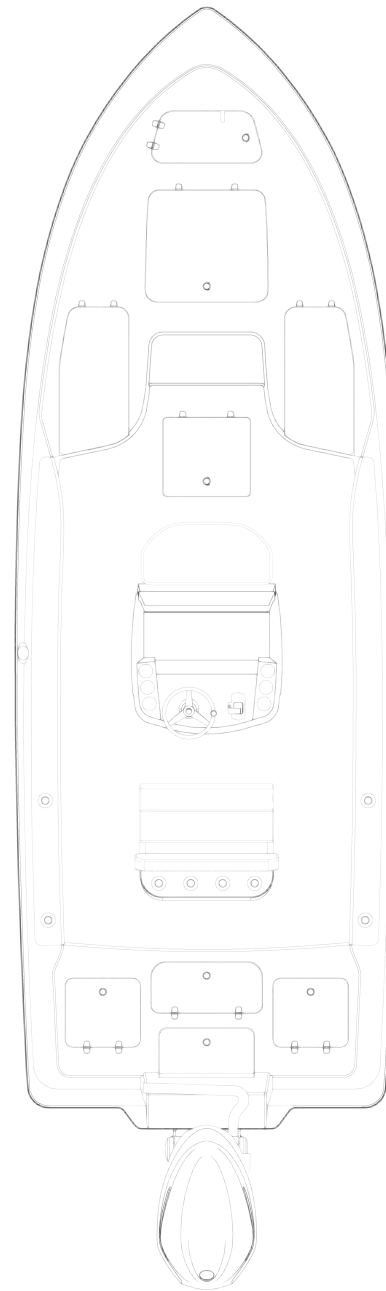
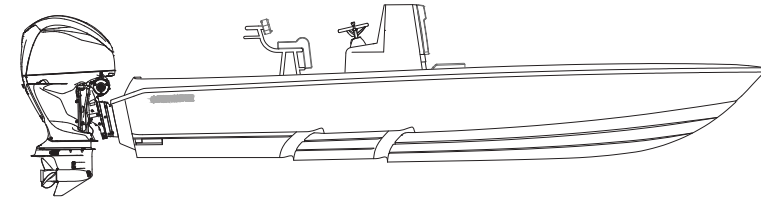
- Engine package
- Electronics packages
- Audio packages
- Second stations
- Leaning posts
- Coffin boxes
- Forward seating
- Forward lounges
- Fishing accessories
- Upgraded consoles
- Custom livewell systems
- Rear bench seating
- Stadium seating
- Upholstery options
- Gelcoat color options



23BAY

| | |
|-------------------------|-----------|
| LENGTH: | 23' 8" |
| BEAM: | 8' 4" |
| DRAFT: | 12" |
| WEIGHT (READY TO FISH): | 4,500 LBS |
| WATER: | 15 GAL |
| DEADRISE: | 15.5° |
| FUEL: | 80 GAL |
| MAX HP: | 350 HP |

- Anchor Locker with Molded In Anchor Storage
- Oversized Forward and Aft Casting Decks
- 75 GAL Forward Dry Storage
- Rod Lockers Port and Starboard in Forward Casting Deck
- 70 GAL Forward Fish box
- 23BAY Console with (4) Cupholders
- 70 Qt. Cushioned Removable Fiberglass Cooler as Console Front Seat



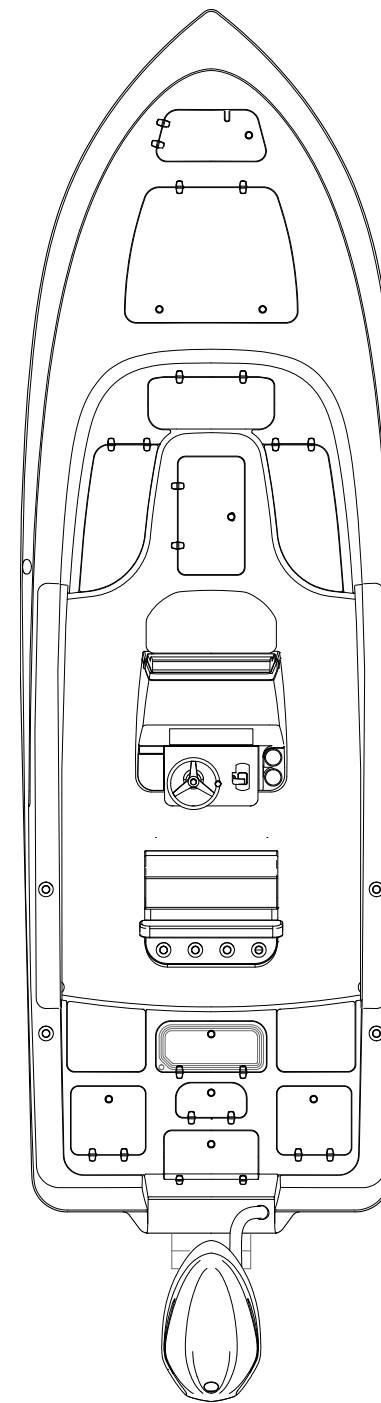
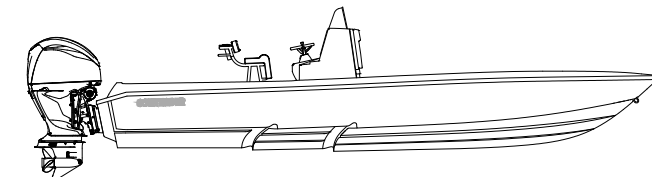
- Easy Access to Inside of Console
- Blinker Style Jackplate Switch
- Fixed Back 34" Aluminum Leaning Post with Backrest, (4) Rod Holders, Folding Footrest, and Cooler
- Base and Storage Tray Under Seat
- Under Gunnel Rod Racks (4)
- 35 GAL Livewell
- Oversized Bilge Access
- Heavy Duty Jack Plate
- Aegis Battery Management System and Empirebus Digital Switching System






26BAY

| | |
|--------------------------------|------------------|
| LENGTH: | 26' |
| BEAM: | 8' 6" |
| DRAFT: | 12" |
| WEIGHT (READY TO FISH): | 5,100 LBS |
| WATER: | 15 GAL |
| DEADRISE: | 15.5° |
| FUEL: | 100 GAL |
| MAX HP: | 450 HP |

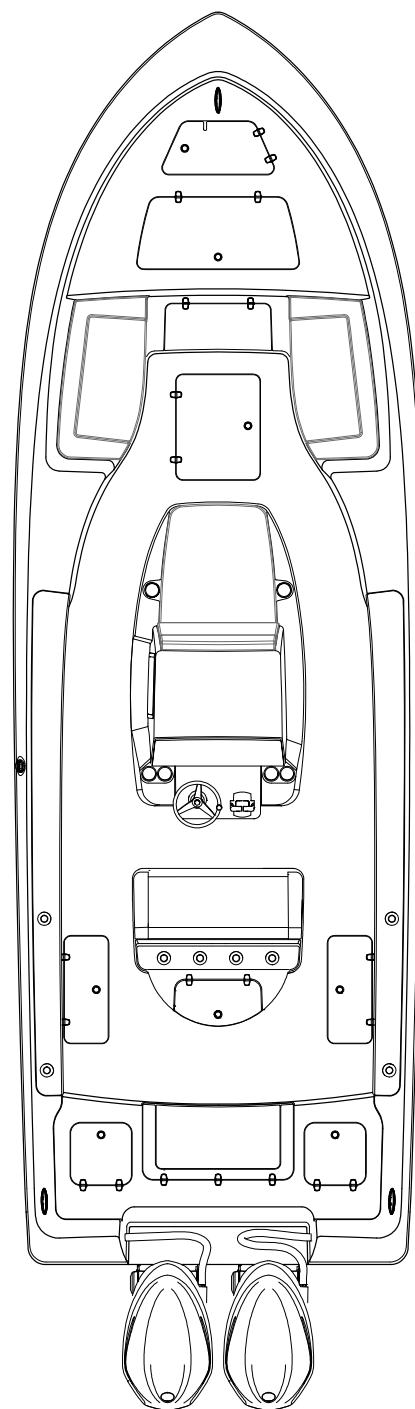
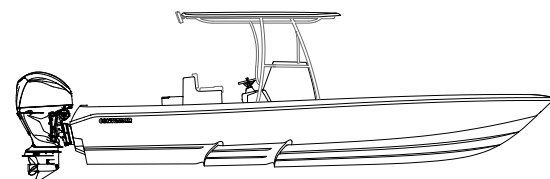


- Anchor Locker with Molded In Anchor Storage
- 125 GAL Forward Dry Storage Compartment with Molded In Bucket Holders
- Cushioned Forward Seating with Cockpit Coaming Bolster
- (3) Dry Storage Compartments Under Forward Seating - Port and Starboard Side Are Rod Lockers
- 70 GAL Insulated Forward Fish box
- Cushioned Removable Fiberglass Cooler (70 Qt.) as Console Front Seat

- Bay Boat Console with (2) Cupholders, Oversized Electronics Face, Glove Box and Helm Pod
- "Curved Fixed Back" Aluminum Leaning Post with Backrest, (4) Rod Holders, (2) Cupholders, Tray Under Seat, Folding Footrest, and Cooler Base
- Under Gunnel Rod Racks (4)
- (2) Fold-up Rear Jump Seats
- 40 GAL Livewell and 12 GAL Baitwell
- Oversized Bilge Access
- Transom Bustle with Heavy Duty Jack Plate
- Aegis Battery Management System and Empirebus Digital Switching System



29BAY



- 🦋 Seakeeper Ride Vessel Control System
- 🦋 Large Anchor Locker
- 🦋 80 GAL Forward Dry Storage Compartment
- 🦋 Cushioned Forward Bench Seating with Cockpit Coaming Bolster
- 🦋 (2) 30 GAL Storage Compartments Under Forward Seating
- 🦋 85 GAL Forward Fish Box
- 🦋 85 Qt. Cooler in Forward Step
- 🦋 29BAY Console with (4) Cupholders at Helm and (2) Cupholders Either Side of the Molded In Forward
- 🦋 Lounge, Helm Pod, Oversize Electronics Face and Side Entry Console Door
- 🦋 Aegis Battery Management System and Empirebus Digital Switching System
- 🦋 Fresh Water System (25 GAL)
- 🦋 Fixed Back 38" Aluminum Leaning Post with Back Rest, (4) Rod Holders, (2) Cupholders, Folding Footrest, Cooler Base and Tray Under Seat
- 🦋 Aft Center Jump Seat
- 🦋 (2) 30 GAL Aft Fish Boxes
- 🦋 Cockpit Coaming Bolster
- 🦋 (2) 26 GAL Aft Livewells
- 🦋 Heavy Duty Jack Plate

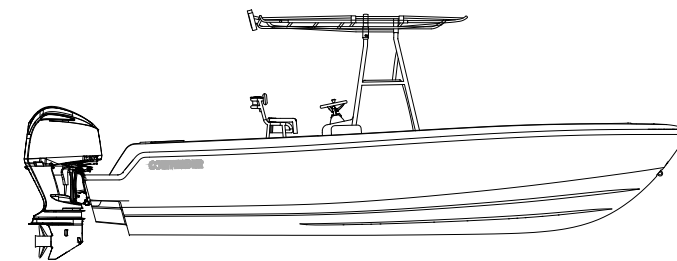




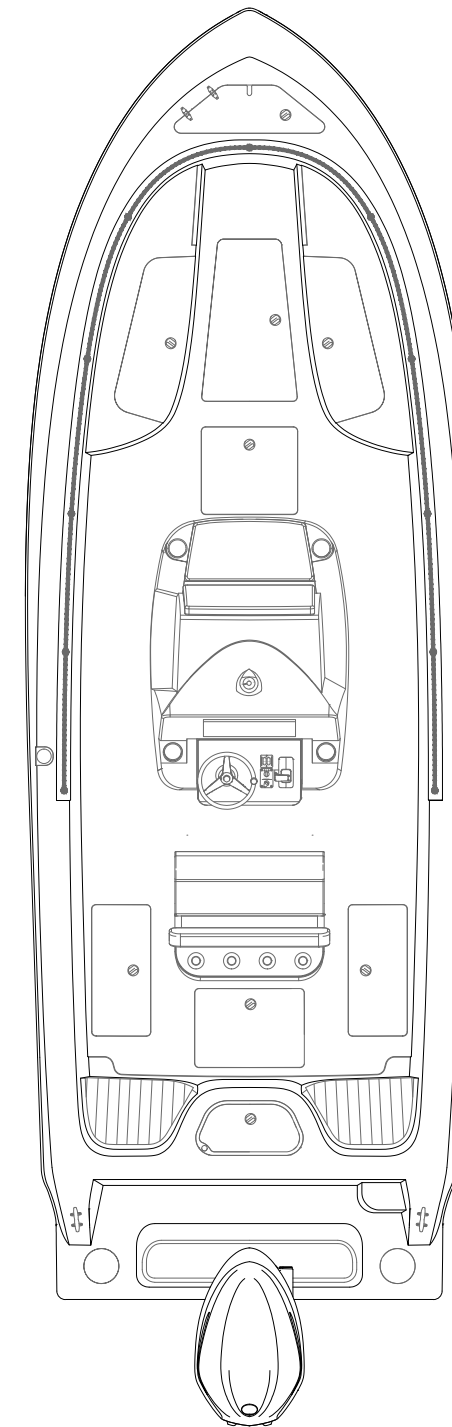
24S

| | |
|--------------------------------|------------------|
| LENGTH: | 24' 6" |
| BEAM: | 8' 6" |
| DRAFT: | 16" |
| WEIGHT (READY TO FISH): | 5,000 LBS |
| WATER: | 15 GAL |
| DEADRISE: | 22.5° |
| FUEL: | 130 GAL |
| MAX HP: | 400 HP |

- Anchor Locker w/ Molded In Anchor Storage
- Recessed Bow Hand Rail
- Forward Bench Seating with Cushions and Storage Under Seats
- 94 GAL Forward Fish Box
- 44 GAL Secondary Forward Fish Box



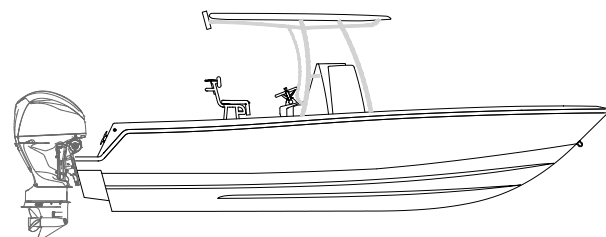
- Laceless Soft Top With (4) Rod Holders, (2) Spreader Lights, (3) Puck Lights
- Molded In Console Front Seat w/ Cushions, Cooler and Cupholders
- "Sport" Console with Built-In Helm Pod, Tilt Steering, (4) Cupholders and Clear Plexi Windshield
- "Mini Fixed Back" Aluminum Leaning Post with Backrest, Tray Under Seat, (4) Rod Holders, Folding Footrest, and Cooler Base
- (4) Under Gunnel Rod Racks
- Cockpit Coaming Bolster
- (2) 30 GAL Aft Fish Boxes
- Rear Jumpseats with Bilge Access
- Oversize in Deck Bilge Access
- 26 GAL Transom Livewell
- Aegis Battery Management System and Empirebus Digital Switching System



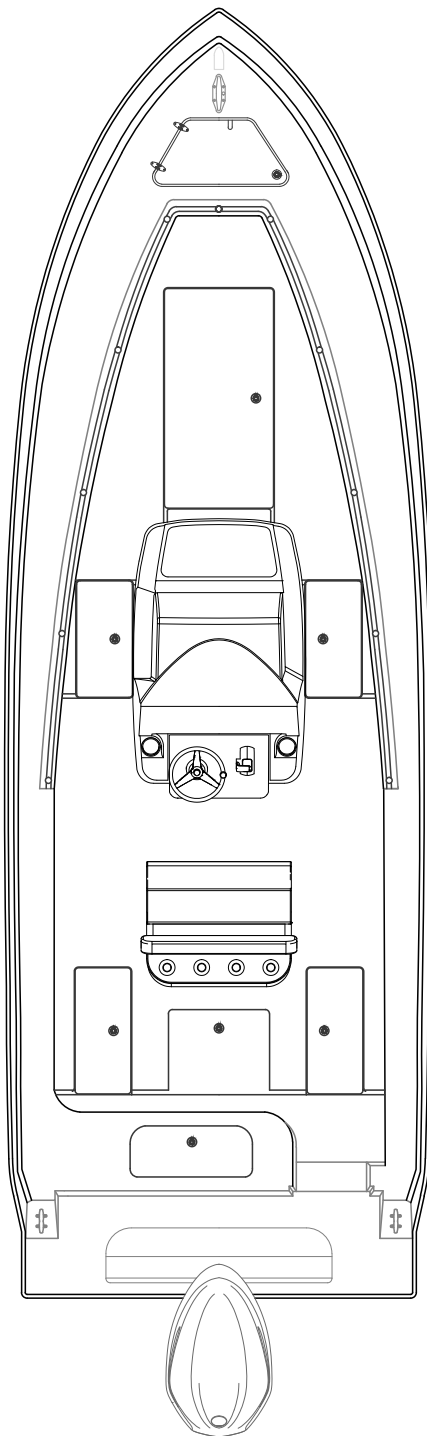
25^T

| | |
|--------------------------------|------------------|
| LENGTH: | 25' 3" |
| BEAM: | 8' 6" |
| DRAFT: | 18" |
| WEIGHT (READY TO FISH): | 5,400 LBS |
| WATER: | 20 GAL |
| DEADRISE: | 24.5° |
| FUEL: | 145 GAL |
| MAX HP: | 400 HP |

- Anchor Locker with Molded In Anchor Storage
- 140 GAL Forward Fish Box
- Built-In Console Front Seat w/ Cushions and Cooler
- (2) Under Deck Rod Lockers on Either Side of Console
- Laceless Soft T-Top with Lighting Package and (4) Rod Holders



- "M-Series" 25T Console with (2) Cupholders, Side Entry Door and Clear Plexi Windshield
- "Mini Fixed Back" Aluminum Leaning Post With Backrest, Tray Under Seat, (4) Rod Holders, Folding Footrest and Cooler Base
- Under Gunnel Rod Racks (6)
- (2) 76 GAL Aft Fish Boxes
- Oversize in Deck Bilge Access
- 40 GAL Transom Livewell
- Aegis Battery Management System and Empirebus Digital Switching

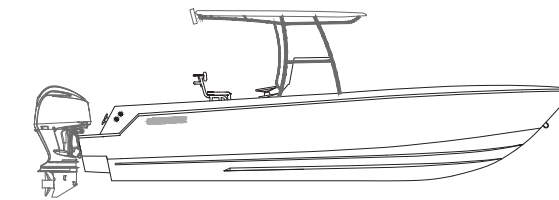




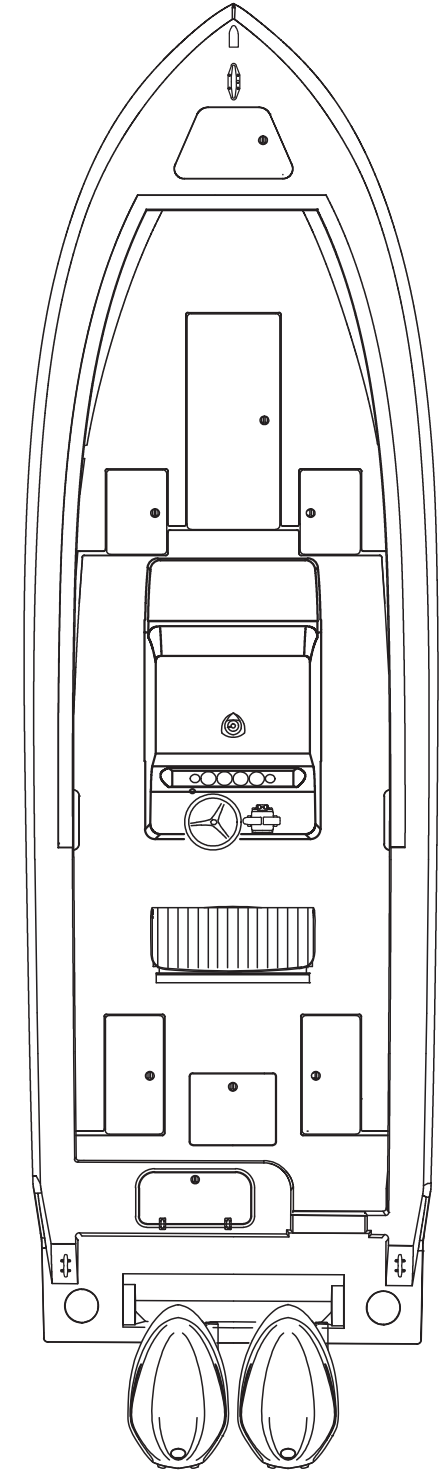
28^T

| | |
|-------------------------|-----------|
| LENGTH: | 28' 0" |
| BEAM: | 8' 10" |
| DRAFT: | 20" |
| WEIGHT (READY TO FISH): | 7,400 LBS |
| WATER: | 21 GAL |
| DEADRISE: | 24.5° |
| FUEL: | 170 GAL |
| MAX HP: | 600 HP |

- Anchor Locker With Molded In Anchor Storage
- 140 GAL Forward Fish Box
- Built In Console Front Seat With Cushions And Cooler
- (2) Under Deck Rod Lockers On Either Side Of Console
- "Sport" Console With (2) Cupholders And Side Entry Door

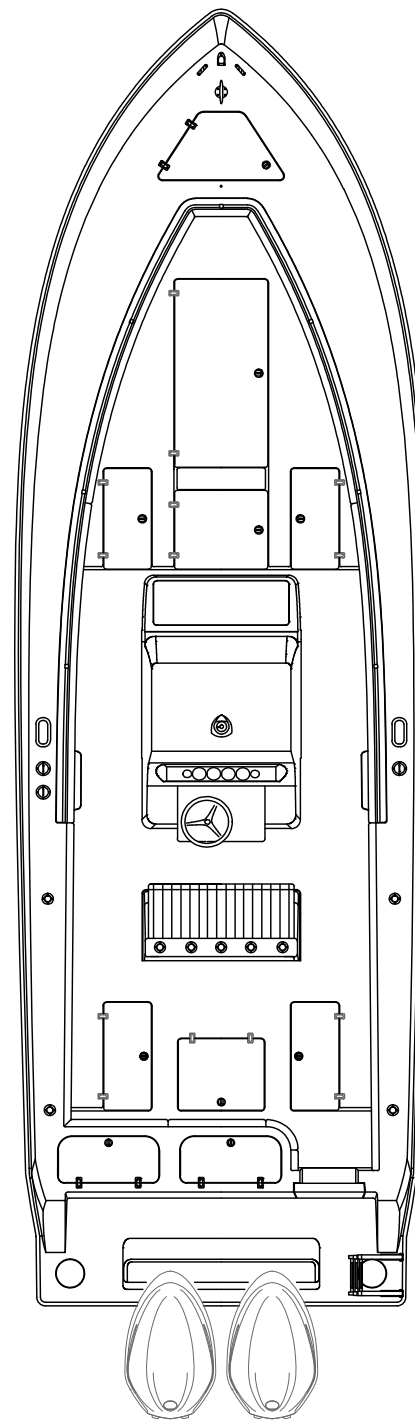



- 21 GAL Freshwater System
- (2) 76 GAL Aft Fish Boxes
- Oversize In Deck Bilge Access
- 40 GAL Transom Livewell
- Aegis Battery Management System and Empirebus Digital Switching



30ST

| | |
|--------------------------------|------------------|
| LENGTH: | 29' 8" |
| BEAM: | 9' 6" |
| DRAFT: | 20" |
| WEIGHT (READY TO FISH): | 9,250 LBS |
| WATER: | 26 GAL |
| DEADRISE: | 24.5° |
| FUEL: | 260 GAL |
| MAX HP: | 600 HP |



- Anchor Locker With Molded In Anchor Storage
- 130 GAL Forward Fish Box
- 65 GAL Secondary Forward Fish Box
- (2) Forward, Under Deck Rod Lockers
- Built In Console Front Seat With Cushions And Cooler

- "Sport" Console With (2) Cupholders And Side Entry Door
- 26 GAL Freshwater System
- (2) 70 GAL Aft Fish Boxes
- Oversize In Deck Bilge Access
- (2) 40 GAL Transom Livewells
- Aegis Battery Management System and Empirebus Digital Switching

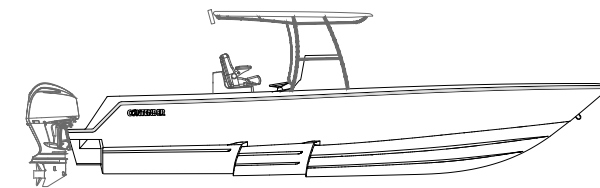




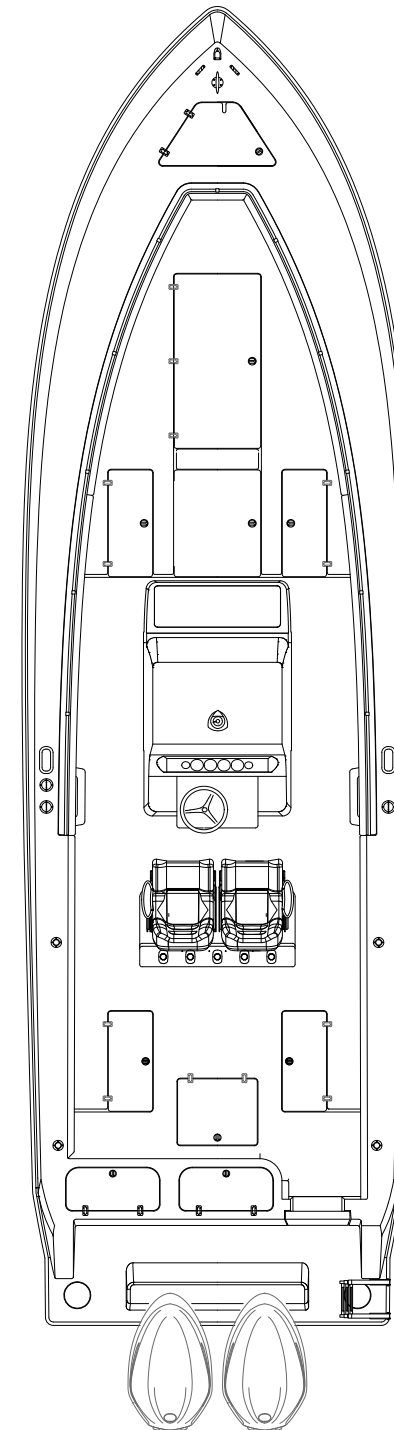
32ST

| | |
|-------------------------|------------|
| LENGTH: | 32' 7" |
| BEAM: | 9' 8" |
| DRAFT: | 20" |
| WEIGHT (READY TO FISH): | 11,500 LBS |
| WATER: | 26 GAL |
| DEADRISE: | 24.5° |
| FUEL: | 290 GAL |
| MAX HP: | 800 HP |

- Anchor Locker w/ Molded in Anchor Storage
- 130 GAL Forward Fish Box
- 90 GAL Secondary Forward Fish Box
- (2) Forward, Under Deck Rod Lockers
- "Sport" Console With (2) Cupholders, Isan Glass Enclosure And Side Entry Door
- Aegis Battery Management System and Empirebus Digital Switching



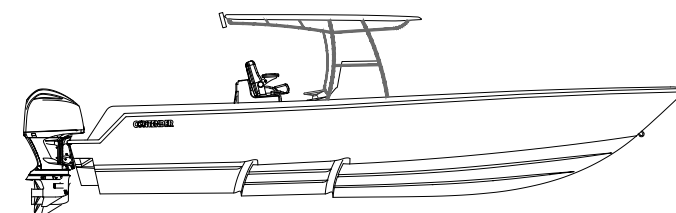
- 26 GAL Freshwater System
- (2) 96 GAL Aft Fish Boxes
- Oversize In Deck Bilge Access
- Cockpit Coaming Bolster
- (2) 40 GAL Transom Livewells



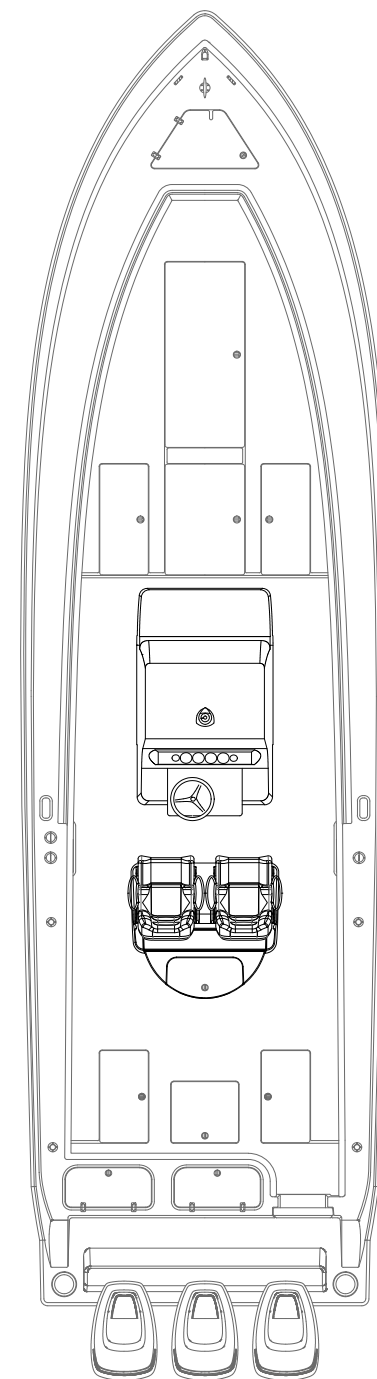
35ST

| | |
|--------------------------------|-------------------|
| LENGTH: | 34' 8" |
| BEAM: | 9' 10" |
| DRAFT: | 22" |
| WEIGHT (READY TO FISH): | 13,500 LBS |
| WATER: | 30 GAL |
| DEADRISE: | 24.5° |
| FUEL: | 400 GAL |
| MAX HP: | 1,200 HP |

- Anchor Locker With Molded In Anchor Storage
- 208 GAL Forward Fish Box
- 110 GAL Secondary Forward Fish Box
- (2) Forward, Under Deck Rod Lockers
- Built In Console Front Seat With Cushions And Cooler
- "Sport" Console With (2) Cupholders, Isan Glass Enclosure And Side Entry Door



- 30 GAL Freshwater System
- (2) 115 GAL Aft Fish Boxes
- Oversize In Deck Bilge Access
- Cockpit Coaming Bolster
- (2) 40 GAL Transom Livewells W/ Stainless Steel Pump Box And (2) 1500 Gph Pumps
- Full Transom With Integral Dive Platform
- Aegis Battery Management System and Empirebus Digital Switching

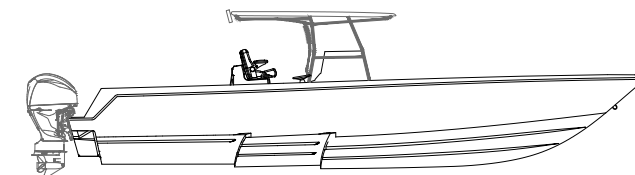




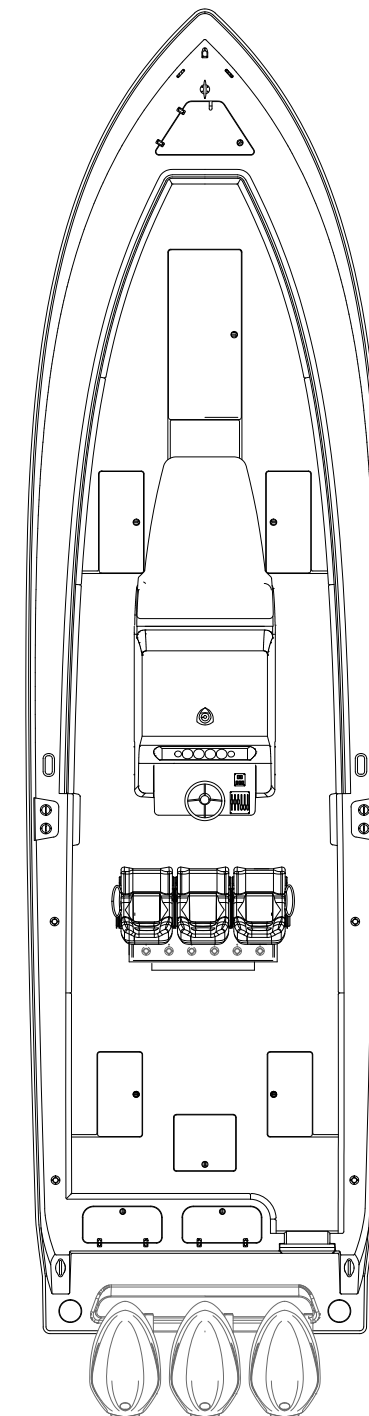
39ST

| | |
|--------------------------------|-------------------|
| LENGTH: | 39' |
| BEAM: | 10' 10" |
| DRAFT: | 24" |
| WEIGHT (READY TO FISH): | 15,400 LBS |
| WATER: | 40 GAL |
| DEADRISE: | 24.5° |
| FUEL: | 500 GAL |
| MAX HP: | 1,600 HP |

- Anchor Locker With Molded In Anchor Storage
- 260 GAL Forward Fish Box
- 145 GAL Secondary Forward Fish Box
- (2) Forward, Under Deck Rod Lockers
- Built In Console Front Seat With Cushions And Cooler
- Aegis Battery Management System and Empirebus Digital Switching



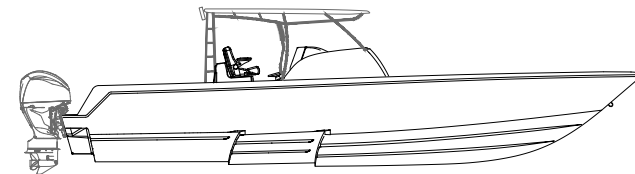
- "Sport" Console With (4) Cupholders, Isan Glass Enclosure And Side Entry Door
- 40 GAL Freshwater System
- (2) 105 GAL Aft Fish Boxes
- Oversize In Deck Bilge Access
- Cockpit Coaming Bolster
- (2) 40 GAL Transom Livewells W/ Stainless Steel Pump Box And (2) 1500 Gph Pumps
- Full Transom With Integral Dive



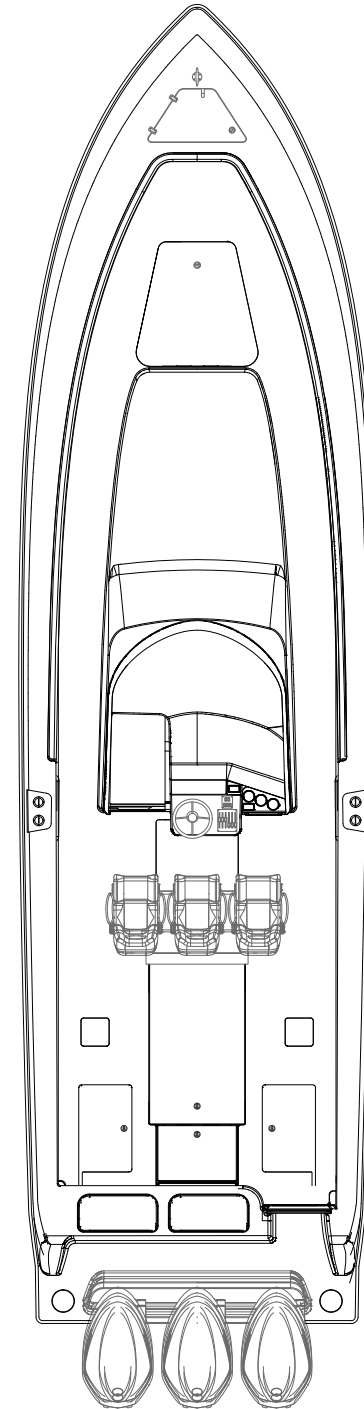
39FA

| | |
|--------------------------------|-------------------|
| LENGTH: | 39' |
| BEAM: | 10' 10" |
| DRAFT: | 24" |
| WEIGHT (READY TO FISH): | 15,800 LBS |
| WATER: | 40 GAL |
| DEADRISE: | 24.5° |
| FUEL: | 460 GAL |
| MAX HP: | 1,600 HP |

- Anchor Locker With Molded In Anchor Storage
- 175 GAL Forward Fish Box
- Built In Console Lounge
- Large Fisharound Console With (2) Cupholders, Lockable Large Entry Door And Isan Glass Enclosure
- Sink/ Shower Inside Console With Corian Countertops And Choice Of Sea Deck Flooring To Match Or Teak Package



- Conveniences Inside Console Include: Electric Head, Berth, Led Lighting, Flat Screen TV, Fridge/Freezer And (4) Throw Pillows
- 40 GAL Freshwater System
- 30 Amp Shore Power Package
- (2) 95 GAL Aft Fish Boxes
- Oversize In Deck Bilge Access
- Cockpit Coaming Bolster
- (2) 40 GAL Transom Livewells W/ Stainless Steel Pump Box And (2) 1500 Gph Pumps
- Aegis Battery Management System and Empirebus Digital Switching

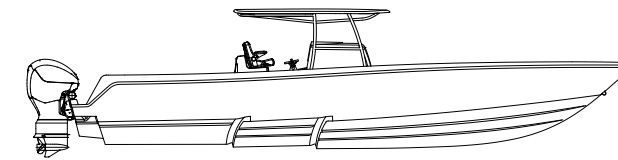




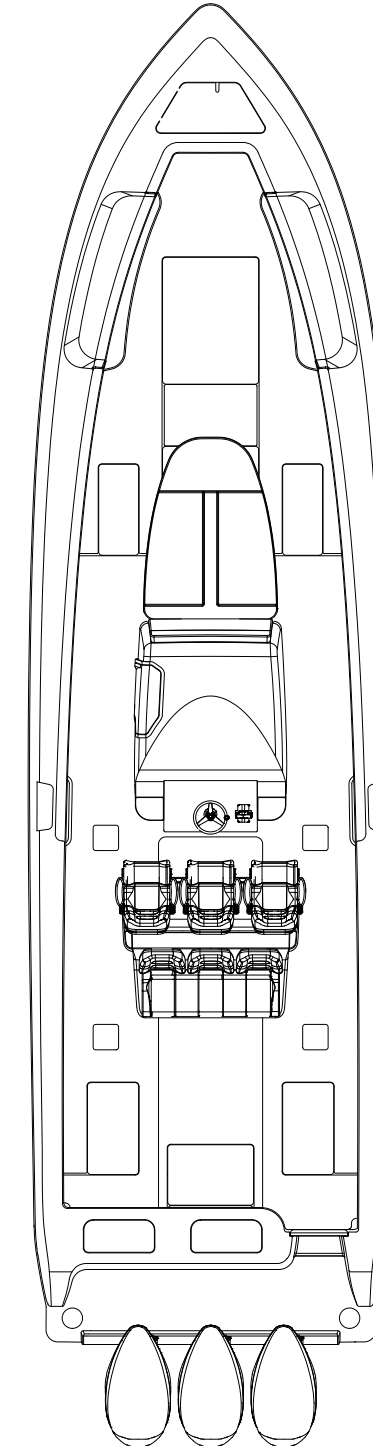
44ST

| | |
|--------------------------------|-------------------|
| LENGTH: | 43' 10" |
| BEAM: | 12' |
| DRAFT: | 27" |
| WEIGHT (READY TO FISH): | 22,300 LBS |
| WATER: | 70 GAL |
| DEADRISE: | 22.7° |
| FUEL: | 600 GAL |
| MAX HP: | 1,800 HP |

- Anchor Locker With Molded In Anchor Storage
- 340 GAL Forward Fish Box
- 315 GAL Secondary Forward Fish Box
- (2) Forward, Under Deck Rod Lockers
- Built In Console Front Seat With Cushions And Cooler Or Forward Lounge
- XL M-Series Console With (4) Cupholders, Isan Glass Enclosure And side entry door, teak package inside console with sink and shower and corian countertops



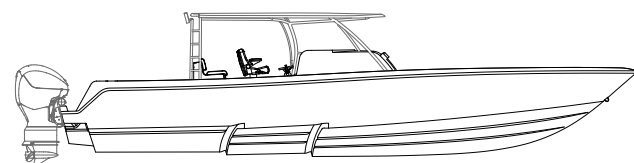
- Electric Head With Y-Valve
- 70 GAL Freshwater System
- (2) 110 GAL Aft Fish Boxes
- Oversize In Deck Bilge Access
- Cockpit Coaming Bolster
- (2) 55 GAL Transom Livewells W/ Stainless Steel Pump Box And (2) 1500 Gph Pumps
- Aegis Battery Management System and Empirebus Digital Switching



44FA

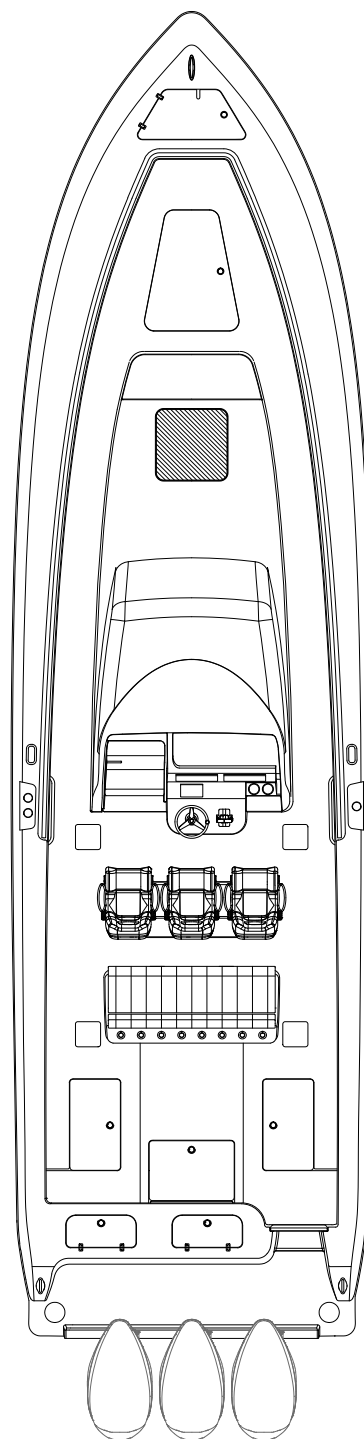
| | |
|--------------------------------|-------------------|
| LENGTH: | 43' 10" |
| BEAM: | 12" |
| DRAFT: | 27" |
| WEIGHT (READY TO FISH): | 22,500 LBS |
| WATER: | 70 GAL |
| DEADRISE: | 22.7° |
| FUEL: | 575 GAL |
| MAX HP: | 1,800 HP |

- Anchor Locker With Molded In Anchor Storage
- 300 GAL Forward Fish Box
- Built In Console Lounge
- XL Fisharound Console With (2) Cupholders, Isan Glass Enclosure And Side Entry Door
- Enclosed Head Compartment With Sink, Shower And Electric Head
- Corian Countertops And Choice Of Sea Deck Flooring To Match Or Teak Package



- Conveniences Inside Console Include: Berth, Bench Seat, Led Lighting, Flat Screen TV, Fridge/Freezer, Sink, Electric Cooktop And (4) Throw Pillows

- 70 GAL Freshwater System
- 30 Amp Shore Power Package
- (2) 100 GAL Aft Fish Boxes
- Oversize In Deck Bilge Access
- Cockpit Coaming Bolster
- (2) 55 GAL Transom Livewells W/ Stainless Steel Pump Box And (2) 1500 Gph Pumps
- Aegis Battery Management System and Empirebus Digital Switching

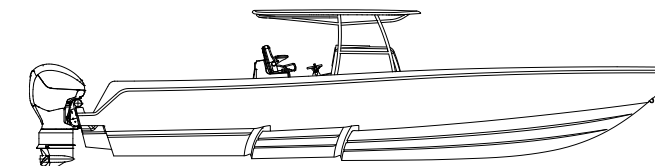




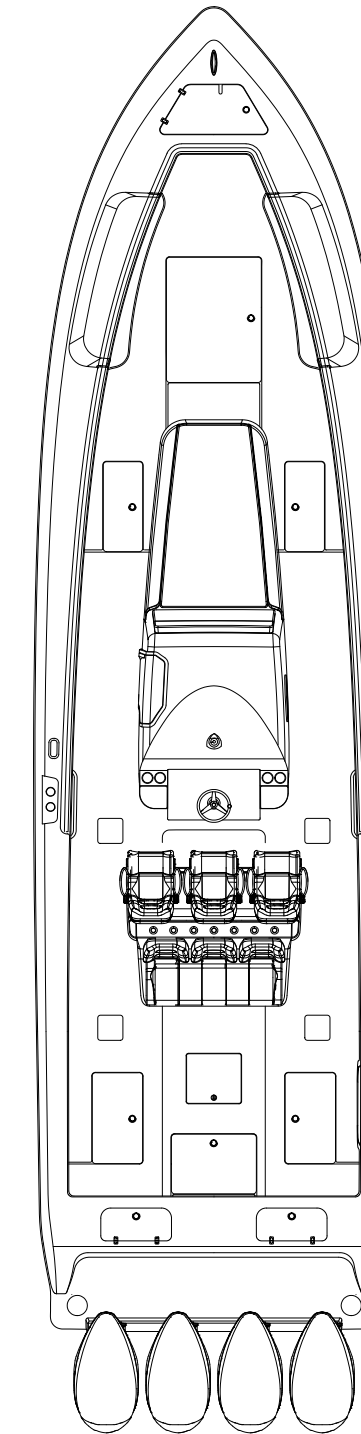
44CB

| | |
|--------------------------------|-------------------|
| LENGTH: | 43' 10" |
| BEAM: | 12' |
| DRAFT: | 27" |
| WEIGHT (READY TO FISH): | 22,300 LBS |
| WATER: | 70 GAL |
| DEADRISE: | 22.7° |
| FUEL: | 600 GAL |
| MAX HP: | 1,800 HP |

- Anchor Locker With Molded In Anchor Storage
- 340 GAL Forward Fish Box
- (2) Forward, Under Deck Rod Lockers
- Built In Console Lounge
- XL M-Series Console With (4) Cupholders, Isan Glass Enclosure And Side Entry Door
- Sink/ Shower Inside Console With Corian Countertops And Choice Of Sea Deck Flooring To Match Or Teak Package And Electric Head



- Conveniences Inside Console Include: Berth With Storage Underneath And Led Lighting
- 70 GAL Freshwater System
- 30 Amp Shore Power Package
- (2) 110 GAL Aft Fish Boxes
- Oversize In Deck Bilge Access
- Cockpit Coaming Bolster
- (2) 55 GAL Transom Livewells W/ Stainless Steel Pump Box And (2) 1500 Gph Pumps
- Aegis Battery Management System and Empirebus Digital Switching



RESPONSIBLE TO THE RESOURCE

Without the healthy fisheries that allow contenders to thrive, there is no purpose. That's why Contender Boats is a leader in the preservation of our water resources; fighting side by side with conservation organizations and policymakers to protect our oceans and ensure we can enjoy vibrant fisheries for generations to come.

We proudly support the following organizations:

CCA
IGFA
Center for Sportfishing Policy
Fish and Wildlife Foundation of Florida
Keep America Fishing
TRCP



CONTENDER'S PARTNERS





CRAFTED WITH PRIDE. ADORNED WITH HONOR.

We first started putting the American flag on our boats on September 12, 2001. We wanted to show our pride for our nation, pay tribute to those who passed that day, and help support all those fighting to protect our freedoms. Every boat leaving the Contender factory since that day has been adorned with a flag in front of the Contender logo. To honor our military, we put the flag on the starboard side “backward” so it’s always marching forward in the direction of progress, with its stars lighting the way. We are proud to be made here in the USA, with two factories in Florida. It may not be the cheapest way, but to us, it’s the only way.





CONTENDER BOATS, INC.

1820 SE 38th Ave.
Homestead, FL 33035
(305) 230 - 1600
ContenderBoats.com



Fort Pierce Factory

5701 Environment Drive;
Fort Pierce, FL 34981

